

Vacuum Pump Damage

Insufficient lubrication due to incorrect assembly

Vehicle:	Engine identification:	Product:	Vacuum pump
Peugeot, Citroën with 1.8/1.9 l Diesel engine	XUD7, XUD9A, XUD9AU, XUD9TE, XUD9Y, D9B	Pierburg No.:	7.21174.90.0/94.0/95.0

Possible customer complaints after having replaced the cylinder head:

- Reduced braking power
- Loss of braking power support
- Total failure of the vacuum pump

During checks in the workshop it is determined that the vacuum pump has failed owing to insufficient lubrication.

Affected are only vehicles with the engine identifications given above in which a vacuum pump has been built in which is driven by the camshaft. Vacuum pumps driven by a V-belt are not affected by this.



Cause:

When replacing the cylinder head within the scope of an engine repair, the closure screw was not removed which seals off the opening of the lubricating oil supply to the vacuum pump.

! Before installing a new vacuum pump the lubricating oil supply system must be checked under all circumstances!


For checking, see Service Information SI 0030/A.

The right of changes and deviating pictures is reserved. Assignment and usage, refer to the each case current catalogues, TecDoc CD respectively systems based on TecDoc data.




Vacuum pump fitted to the cylinder head

Important: Proper lubricating oil supply to the vacuum pump



In the case of vacuum pumps which are driven by the camshaft, this closure screw must be removed from the cylinder head.



If this is not done, the vacuum pump will suffer a total failure due to insufficient lubrication already when being operated for a short period of time.

© MSI Motor Service International GmbH – 0606 EN

Fuel Supply

Vacuum Generation

Air Supply

Emission Control

Divers